

The Board of Education of Franklin City Schools met for a regular meeting at the Hampton Bennett Board Room on Monday, October 26, 2015 at 6:00 p.m. An audio recording of the meeting has been made in MP3 format and is available upon request.

ROLL CALL

Present: Mr. Andrew Fleming, Mr. Chris Sizemore,
Mrs. Rachel Ruppert-Wolfinbarger, Mrs. Lori Raleigh

Absent: Mr. Robert Knipper

PLEDGE OF ALLEGIANCE

Mrs. Lori Raleigh, President, led those present in the Pledge of Allegiance.

ADOPTION OF THE AGENDA

213-15 Mr. Sizemore made the motion, seconded by Mr. Fleming, and the
Agenda Board of Education adopted the agenda.

Roll Call: Ayes: Mr. Sizemore, Mr. Fleming,
Mrs. Wolfinbarger, Mrs. Raleigh

Nays:

Motion Carried 4-0

RECOGNITION OF GUESTS AND PUBLIC PARTICIPATION

Mrs. Raleigh opened the floor for anyone wishing to address the board.

EMPLOYEE OF THE MONTH

Mr. Craig Hatfield, Business Manager, presented Mrs. Karry Whitt, Anthony Wayne Educational Aide, with Employee of the Month Award. In September, Mrs. Whitt identified a student in the cafeteria choking and proceeded to perform the Heimlich Maneuver to remove the obstruction.

Mr. Hatfield and Mr. Rhoades, Anthony Wayne Principal, and the Board of Education thanked Mrs. Whitt for her quick action and daily dedication to the students of our district.

STUDENT ACHIEVEMENT AWARD

Mr. McFarland, High School Principal, presented the following award:

- Hannah Zeedyk – A composite score of 30 on the ACT

Mrs. Raleigh, President, and members of the Board of Education congratulated Hannah for her high ACT score and for her other numerous accomplishments.

PRESENTATIONS

1. District Initiatives and Test Results – Dr. Doug Cozad, Assistant Superintendent, presented information detailing District Initiatives and testing

results. Some of the informational slides reviewed by Dr. Cozad are provided below:

Select Test and Year

Test: **Ohio State Tests**

Administration: **Spring2015**

Click on a grade and subject to view more information.

Number of Students Tested and Percent Proficient in Franklin City SD, Spring2015

Science			Social Studies		
Grade	Number of Students Tested	Percent Proficient	Grade	Number of Students Tested	Percent Proficient
Grade 5	204	66%	Grade 4	219	83%
Grade 8	211	64%	Grade 6	253	74%
Physical Science	218	83%	American History	241	81%
			American Government	182	64%

Report Generated: 10/14/2015 10:08:33 AM EDT

Ohio Department of Education

3rd Grade reading OAA 2015 --SPRING ONLY

FCS	75%
Passing	80%

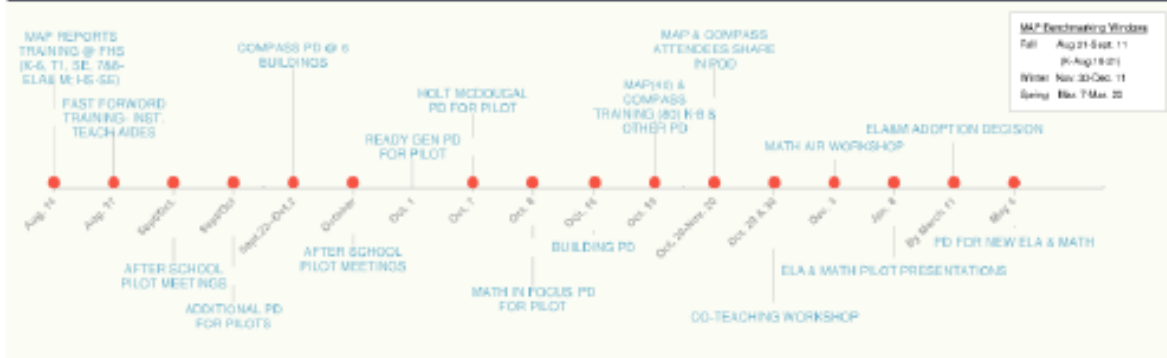
OGT 2015 SPRING					
	Reading	Math	Writing	Science	Social Studies
FCS	88%	87%	90%	81%	88%
Passing	80%	80%	80%	80%	80%


ELA Scores 2014-15 (preliminary)						
	4th	5th	6th	7th	8th	ELA I
FCS	Still waiting...					
Passing	69%	66%	68%	68%	68%	73%

Math Scores 2014-15 (preliminary)								
	3rd	4th	5th	6th	7th	8th	Alg. I	Geo
FCS	74%	73%	64%	77%	71%	50%	59%	99%
Passing	65%	64%	68%	67%	67%	51%	64%	89%

FCS Major C&I Projects

2015-16





What is MAP?

Measures of Academic Progress (MAP) is a state-aligned computerized adaptive assessment program that provides Franklin City Schools' educators with the information they need to improve teaching and learning and make student-focused, data-driven decisions. Students in grades one through eight are tested three times per year in math and reading. Educators use the growth and achievement data from MAP to develop targeted instructional strategies, to plan school improvement, and to provide customized learning paths for students in Co m pass learning.

Student MAP Scores

Student MAP testing results are reported in RIT scores (short for Rasch Unit). A RIT score is an estimation of a student's instructional level and also measures student progress or growth in school. You may have a chart in your home on which you mark your child's height at certain times, such as on his or her birthday. This is a growth chart to show how much he or she has grown here one year to the next. MAP assessments do the same sort of thing, except they measure your student's growth in mathematics and reading. The RIT scale is an equal-interval scale much like feet and inches on a yardstick. It is used to chart your child's academic growth from year to year. This type of score measures the value of the tests as a tool to improve student learning because it enables teachers to pinpoint what students have learned and what students are ready to learn.

Understanding the RIT Score

The charts on the other side of this paper show national median RIT scores for grades 1-8 in a typical school district. You may use these charts to help determine if your student is performing at, above, or below grade level compared to students across the nation and to determine if your student's score is "college and career ready."

It is important to understand that the MAP test is one test at one point in time. It does not measure intelligence or a student's capacity for learning. When making important decisions about students, school staff will consider the MAP test results along with other data such as classroom performance, other test scores, and input from parents and teachers.

We expect RIT scores to increase over time. Typically, younger students show more growth in one year than older students. Students who test above grade level often show less growth. Sometimes RIT scores may decline from one test to the next. One low test score is not cause for immediate concern. Like adults, students have good and bad days and their test results do not always indicate what they know. Students' attitudes toward the test can also affect their score. Therefore, growth over time is a better measure of student learning.

Parents and guardians should become comfortable with the understanding that individuals will grow at different rates. Anticipated growth rates for each student are based on national norms and should be viewed as "typical" growth, not expected growth. Teachers and principals have participated in training to learn what the MAP test results mean and how to best use the results. Our goal is for teachers to use the data to differentiate and adjust instruction so that all students grow at levels appropriate for all learners. If you have immediate questions, please contact your student's classroom teacher (elementary) or math or English Language Arts teacher (junior high) or your building principal.



Are my child's scores at, above, or below compared to students in the same grade?

Fall-Reading RT Score						Fall-Math RT Score					
Grade	At	Above	Below	1 Grade Below	2 Grades Below	Grade	At	Above	Below	1 Grade Below	2 Grades Below
K	141	142+				K	140	141+	135-139		
1	141	142+	154-160	149-153		1	162	163+	155-161	158-159	
2	175	176+	167-174	159-166	158-	2	177	178+	170-176	164-169	163-
3	188	189+	180-187	173-178	172-	3	190	191+	184-189	177-183	176-
4	188	190+	180-197	185-189	182-	4	212	213+	205-210	188-194	187-
5	206	207+	198-205	191-197	189-	5	211	212+	200-210	197-203	196-
6	211	212+	204-218	196-203	195-	6	218	219+	210-217	201-209	201-
7	214	215+	207-213	199-208	198-	7	223	224+	214-221	206-214	205-
8	217	218+	209-216	202-208	201-	8	226	227+	217-225	209-216	208-

Are my child's scores at, above, below making the typical growth for a student at that grade level?

Reading - Growth Goal at Year				Math - Growth Goal at Year			
Grade	Fall	Spring	Year's Growth	Grade	Fall	Spring	Year's Growth
K	141	158	17	K	140	152	12
1	141	170	29	1	162	174	12
2	175	189	14	2	177	186	9
3	188	199	11	3	190	198	8
4	188	196	8	4	212	209	7
5	206	212	6	5	211	217	6
6	211	216	5	6	218	222	4
7	214	216	2	7	223	224	1
8	217	210	7	8	226	223	3

Are my child's scores College and Career Ready?

2015 College Readiness Scores for MAP*					
MAP Reading Assessment			MAP Math Assessment		
Grade	Term	Map Score	Grade	Term	Map Score
5	Fall	209	5	Fall	212
5	Spring	224	5	Spring	229
6	Fall	224	6	Fall	225
6	Spring	229	6	Spring	232
7	Fall	228	7	Fall	232
7	Spring	229	7	Spring	238
8	Fall	229	8	Fall	238
8	Spring	227	8	Spring	242



Franklin City Schools



Dear Parents/Guardians,

Franklin City Schools has chosen to use CompassLearning®, a Web-based curriculum, to enhance your child's educational experience in the classroom and at home in the areas of reading and math. Your child was assessed using the NWEA MAP diagnostic program. The results from this assessment program evaluates strengths and weaknesses and then designs a personalized learning path in both Reading and Math of engaging instructional material, geared to the level each student needs.

Students will have use of this program at school, but they can also log into Compass at home to practice skills. The log-in information is below:

Website www.thelearningodyssey.com

Username and Password: Use the one provided to your student at school. If your child does not remember his/her password, please contact your child's teacher.

School: _____ Type in the four letters associated with your school. (If it says ODYSSEY, simply click on it and type in the four letters for your school.)

- FRAW (Anthony Wayne)
- FRGG (Gerke)
- FRHU (Hunter)
- FRPR (Pennyroyal)
- FRWS (Schenck)
- FRJS (Junior High)
- FRHB (ECC)

Fast ForWord®

Dear parents,

We are pleased that your child will have the opportunity to work with the Fast ForWord products.

What is Fast ForWord?

It is a series of computer-delivered brain fitness exercises designed to produce dramatic language and reading improvements in a variety of student populations by improving memory, attention, sequencing, and processing skills. The Fast ForWord products support existing curriculum—they don't replace it. When students process more efficiently, every other instructional strategy works better. The results in schools throughout the country are dramatic; students can achieve a one- to two-year gain in reading skills in 8-12 weeks!

What kinds of changes might you see after your child starts working on Fast ForWord products?

- Increased self-esteem
- A new excitement towards learning
- Better listening and communication skills
- Improved ability to follow directions
- Improved reading abilities
- Better academic performance

What can you do to help?

- Ensure that your child has good attendance. Success with Fast ForWord requires consistent effort.
- Make sure your child knows that you value his/her participation in the program. Acknowledge their successes!
- Meet with your child's teacher to discuss improvements.

Want to learn more?

- Visit Scientific Learning's Web site www.ScientificLearning.com

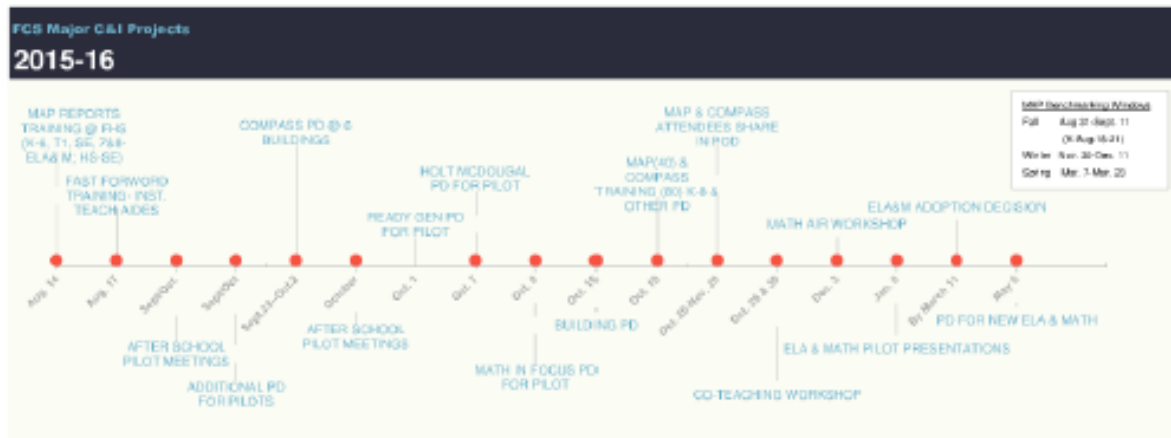
Students will work on this at school but can also login at home on the mySciLEARN website <http://sso.scilearn.com/cis/learner>

School: Type in the name of your school (as shown below) and then click Continue

Anthony Wayne Elem School
George H. Gerke Elem School
Hunter Elementary School
Pennyroyal Elementary School
W C Schenck Elementary School
Hampton Bennett Ecc

Username and Password: Use the one provided to your student at school. If your child does not remember his/her password, please contact your child's teacher.

Please contact the Fast ForWord Coach or the principal at school if you have any questions.



For more information, please contact Dr. Cozad's office or see data results on the Ohio Department of Education website.

RECOMMENDATIONS - SUPERINTENDENT

214-15
Donations

Mrs. Wolfenbarger made the motion, seconded by Mr. Fleming, and the Board accepted donation of \$250 from the "Back to School" program of the Warren County Fraternal Order of Police Lodge #103 and \$500 from the Errol D. Butt Memorial Fund, from the same FOP, for the Counselors Fund helping Elementary School-aged children needing help with shoes, coats, food and supplies.

Roll Call: Ayes: Mrs. Wolfinbarger, Mr. Fleming,
Mr. Sizemore, Mrs. Raleigh

Nays:

Motion Carried 4-0

SUPERINTENDENT RECOMMENDATIONS - PERSONNEL

215-15 Mr. Sizemore made the motion, seconded by Mr. Fleming, and the
Certified Board approved the resignation, for retirement purposes, of Pamela
Retirement Bunnell (Gerke Elementary Teacher), effective June 1, 2016.

Roll Call: Ayes: Mr. Sizemore, Mr. Fleming,
Mrs. Wolfinbarger, Mrs. Raleigh

Nays:

Motion Carried 4-0

216-15 Mrs. Wolfinbarger made the motion, seconded by Mr. Fleming, and the
Classified Board approved the resignation, for retirement purposes, of Karen
Retirements (Susie) Howell (bus driver) and Pat Dishun (Head Cook at Schenck),
effective January 1, 2016.

Roll Call: Ayes: Mrs. Wolfinbarger, Mr. Fleming,
Mr. Sizemore, Mrs. Raleigh

Nays:

Motion Carried 4-0

217-15 Mr. Fleming made the motion, seconded by Mr. Sizemore, and the
Resignation Board accepted the resignation of Dean Saunders, 4-Hour second
shift custodian of Hampton Bennett, effective October 26, 2015.

Roll Call: Ayes: Mr. Fleming, Mr. Sizemore,
Mrs. Wolfinbarger, Mrs. Raleigh

Nays:

Motion Carried 4-0

218-15 Mr. Sizemore made the motion, seconded by Mrs. Wolfinbarger, and
Employ the Board approved the employment of:

1. Peggyann Phillippe – Jr. High Dishwasher (effective 9/28/15)
2. Sharon Rutherford – Bus Aide (effective 10/12/15)

Roll Call: Ayes: Mr. Sizemore, Mrs. Wolfinbarger,
Mr. Fleming, Mrs. Raleigh

Nays:

Motion Carried 4-0

219-15 Mrs. Wolfinbarger made the motion, seconded by Mr. Fleming, and
Classified the Board approved the following classified substitutes:
Substitutes

1. Frances Bauer – All Areas (Excluding Bus Driver)
2. Misty Roberts - All Areas (Excluding Bus Driver)

3. Amy Roy - All Areas (Excluding Bus Driver)
4. Pamela Tussey - All Areas (Excluding Bus Driver)

Roll Call: Ayes: Mrs. Wolfinbarger, Mr. Fleming,
Mr. Sizemore, Mrs. Raleigh

Nays:

Motion Carried 4-0

220-15 Supplemental Contracts Mrs. Wolfinbarger made the motion, seconded by Mr. Sizemore, and the Board approved the following supplemental contracts for the 2015-2016 school year:

1. Becker, Alex – Assistant 7/8 Grade Wrestling CS-5 0-0-0
2. Brightman, Veronica – Spanish Club Advisor AS-1 7-0-7
3. Burtrum, Amanda – Assistant Marching Band Director AS-4 2-0-2
4. Credit, Stephanie – Head Coach 9th Grade Girls' Basketball CS-4 16-0-16
5. Daly, Kimberly – Assistant Fall/Winter Play Director AS-2 1-0-1
6. Milne, Megan – Elementary Musicals AS-1 1-0-1
7. Rose, Rob – Head Coach 9th Grade Boys' Basketball CS-3 4-0-4
8. Russell, Frank – Head Coach 8th Grade Boys' Basketball CS-4 4-11-15

Roll Call: Ayes: Mrs. Wolfinbarger, Mr. Sizemore, Mr. Fleming,
Mrs. Raleigh

Nays:

Motion Carried 4-0

TREASURER OF THE BOARD

221-15 Minutes, Bills, Paid Financial & Interest Reports Mr. Fleming made the motion, seconded by Mrs. Wolfinbarger, and the Board approved the following:

Minutes:

September 28, 2015	Regular Meeting
October 12, 2015	Work Session Meeting

Bills Paid: September 2015

Financial Reports: September 2015

Interest Report: September 2015

Roll Call: Ayes: Mr. Fleming, Mrs. Wolfinbarger, Mr. Sizemore,
Mrs. Raleigh

Nays:

Motion Carried 4-0

222-15 5-Year Forecast Mr. Fleming made the motion, seconded by Mr. Sizemore, and the Board approved the 5-Year Forecast, FY2016-FY2020.

Roll Call: Ayes: Mr. Fleming, Mr. Sizemore,
Mrs. Wolfinbarger, Mrs. Raleigh

Nays:

Motion Carried 4-0

Mrs. Lori Raleigh, President

Mrs. Jana D. Bellamy, Treasurer